

# National Assessment & Accreditation Council (NAAC) **Student Satisfaction Survey 2023-24** (Shri Shivaji Maratha Society's Institute of Management & Research, Pune-09)

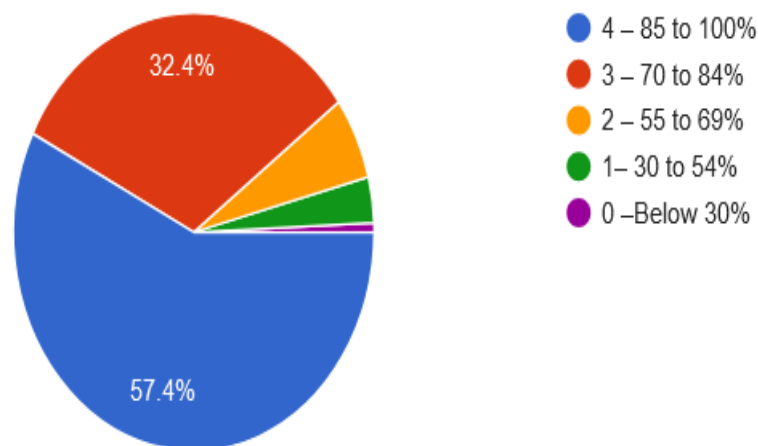
148 responses

[Publish analytics](#)

1.How much of the syllabus was covered in the class?

 Copy

148 responses



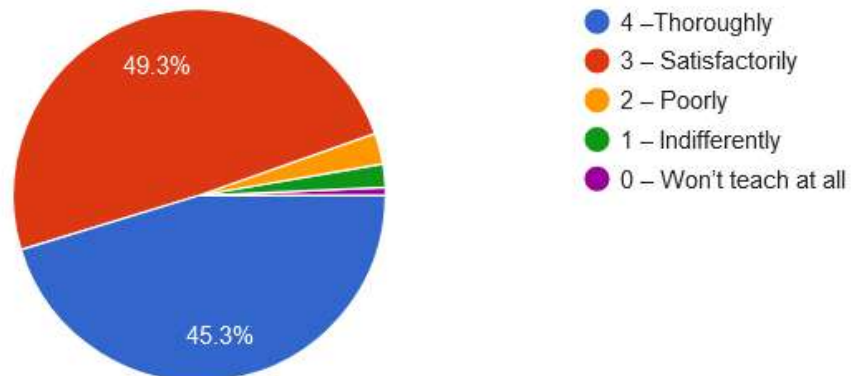
  
In-Charge Director  
Shri Shivaji Maratha Society's  
Institute of Management & Research  
Pune-411 009.



## 2. How well did the teachers prepare for the classes?

[Copy](#)

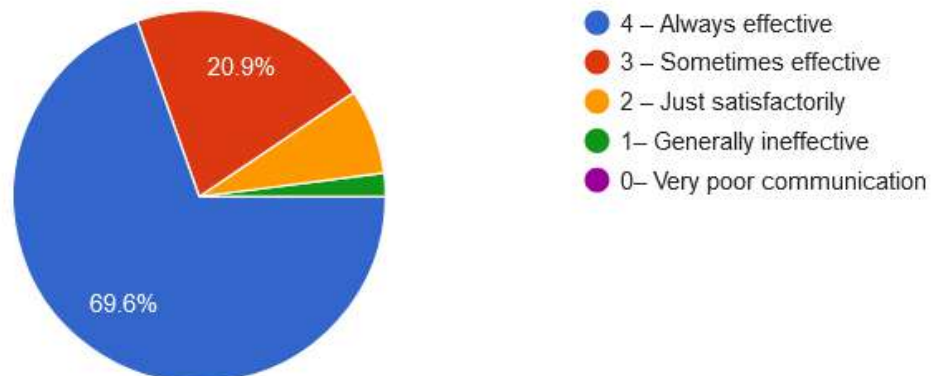
148 responses



## 3. How well were the teachers able to communicate?

[Copy](#)

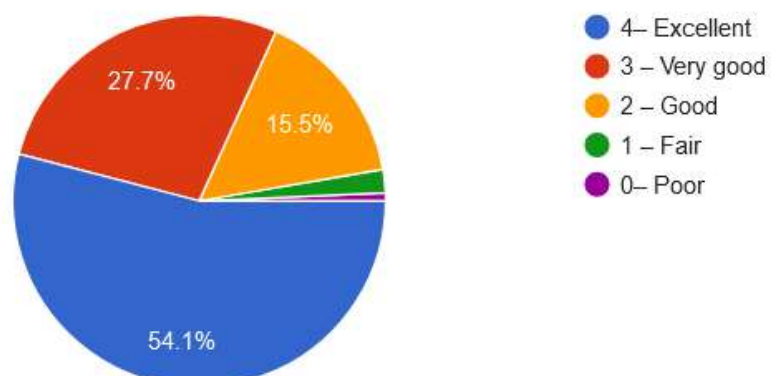
148 responses



## 4. The teacher's approach to teaching can best be described as

[Copy](#)

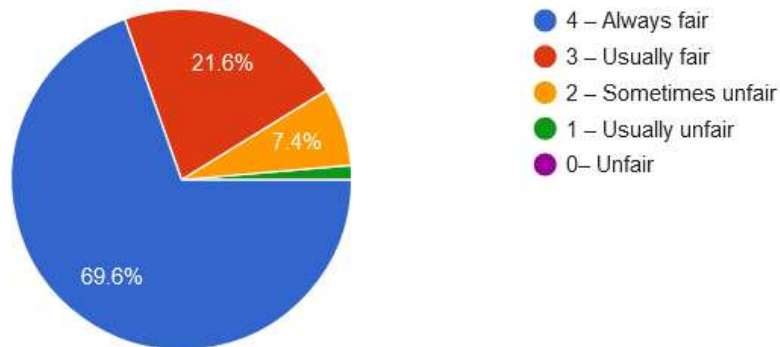
148 responses



### 5. Fairness of the internal evaluation process by the teachers.

[Copy](#)

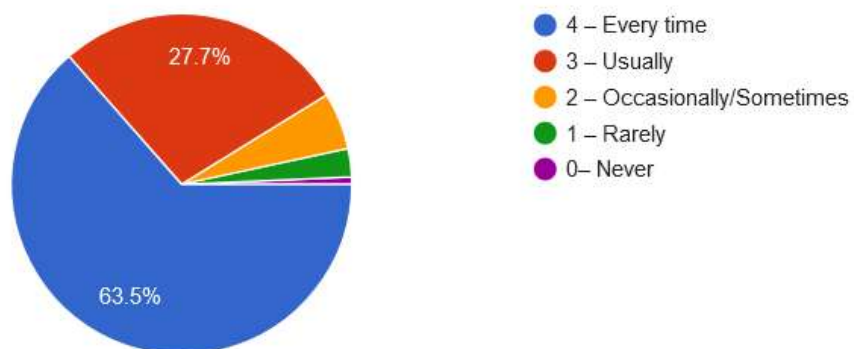
148 responses



### 6. Was your performance in assignments discussed with you?

[Copy](#)

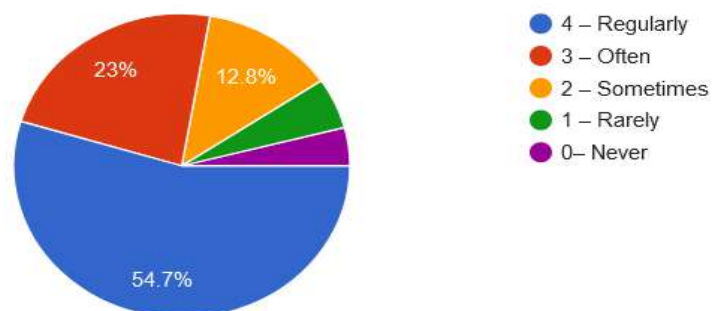
148 responses



### 7. The institute takes active interest in promoting internship, student exchange, field visit opportunities for students

[Copy](#)

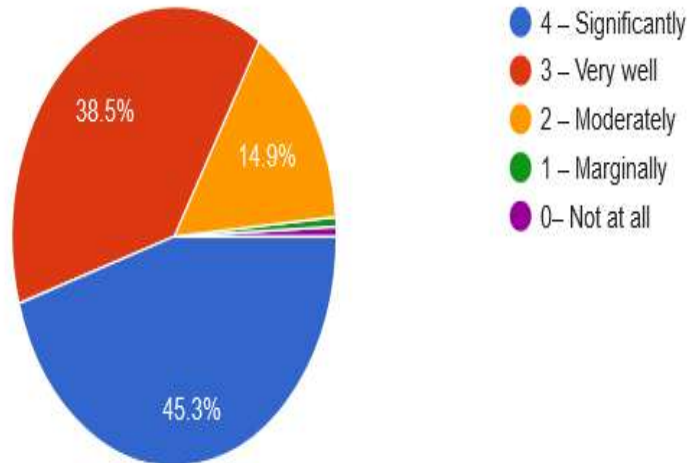
148 responses



8. The teaching and mentoring process in your institution facilitates you in cognitive, social and emotional growth.



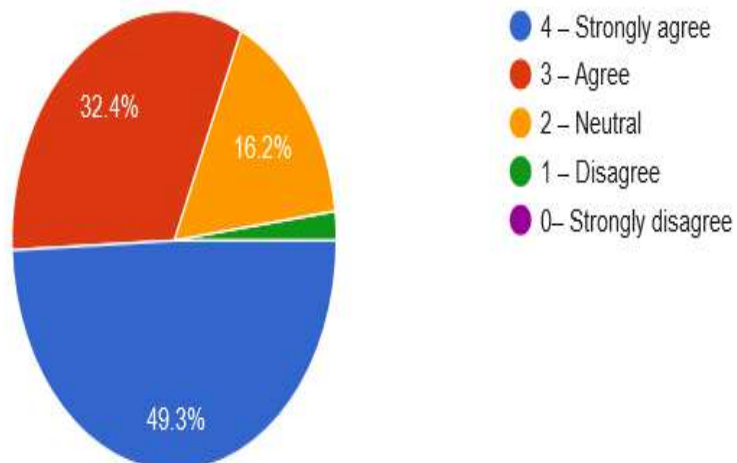
148 responses



9. The institution provides multiple opportunities to learn and grow.



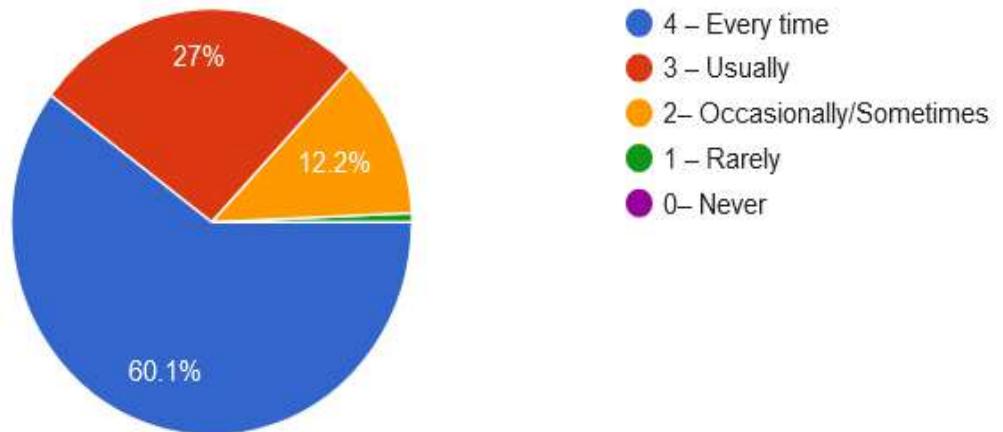
148 responses



10. Teachers inform you about your expected competencies, course outcomes and programme outcomes.



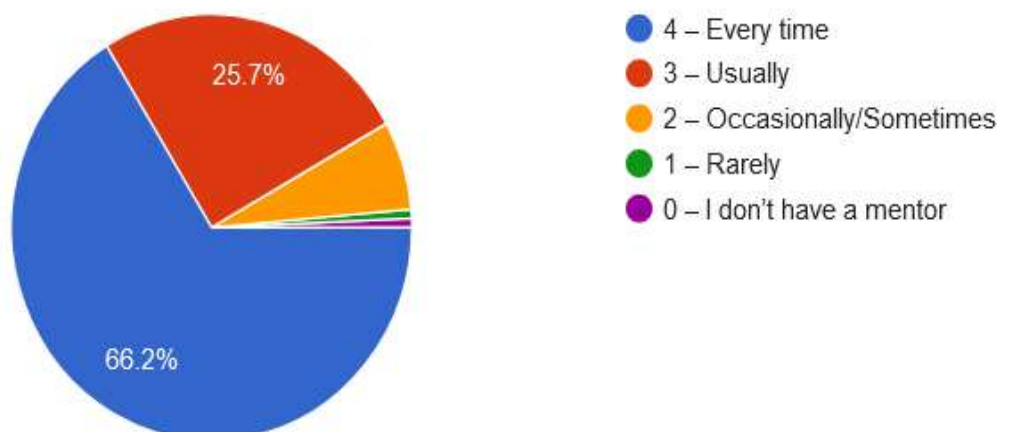
148 responses



11. Your mentor does a necessary follow-up with an assigned task to you



148 responses

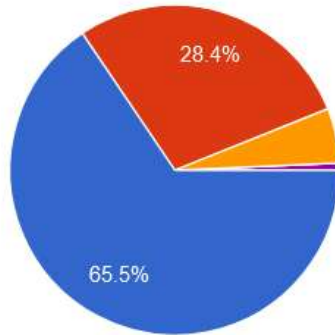


*Prarale*  
In-Charge Director  
Shri Shivaji Maratha Society's  
Institute of Management & Research  
Pune-411 009.

12. The teachers illustrate the concepts through examples and applications.



148 responses

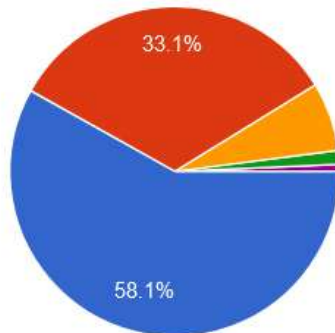


- 4 – Every time
- 3 – Usually
- 2 – Occasionally/Sometimes
- 1 – Rarely
- 0 – Never

13. The teachers identify your strengths and encourage you with providing right level of challenges



148 responses



- 4 – Fully
- 3 – Reasonably
- 2 – Partially
- 1 – Slightly
- 0 – Unable to

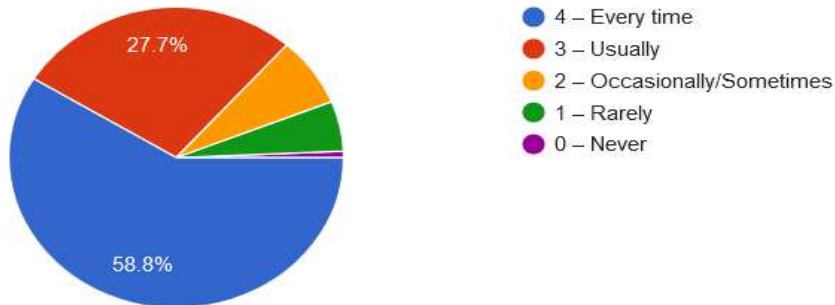
*Asarale*  
In-Charge Director  
Shri Shivaji Maratha Society's  
Institute of Management & Research  
Pune-411 009.



14. Teachers are able to identify your weaknesses and help you to overcome them.

[Copy](#)

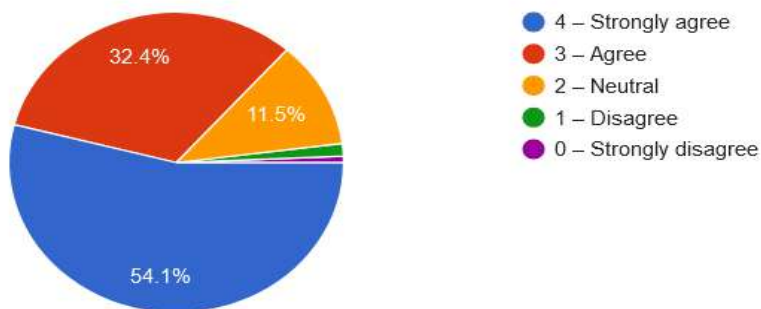
148 responses



15. The institution makes effort to engage students in the monitoring, review and continuous quality improvement of the teaching learning process.

[Copy](#)

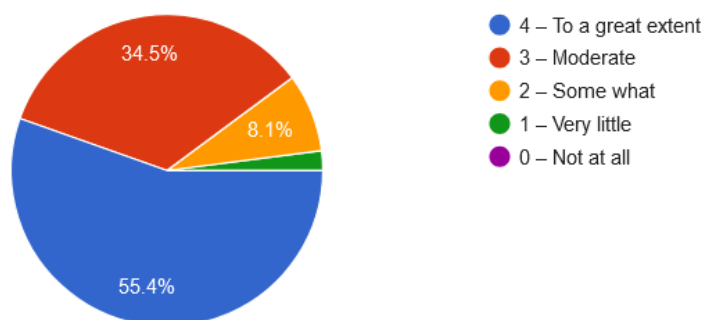
148 responses



16. The institute/ teachers use student centric methods, such as experiential learning, participative learning and problem solving methodologies for enhancing learning experiences.

[Copy](#)

148 responses

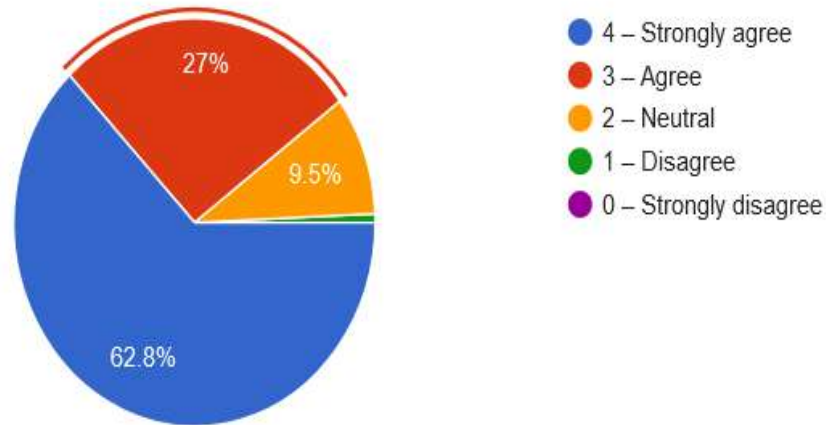




17. Teachers encourage you to participate in extracurricular activities.



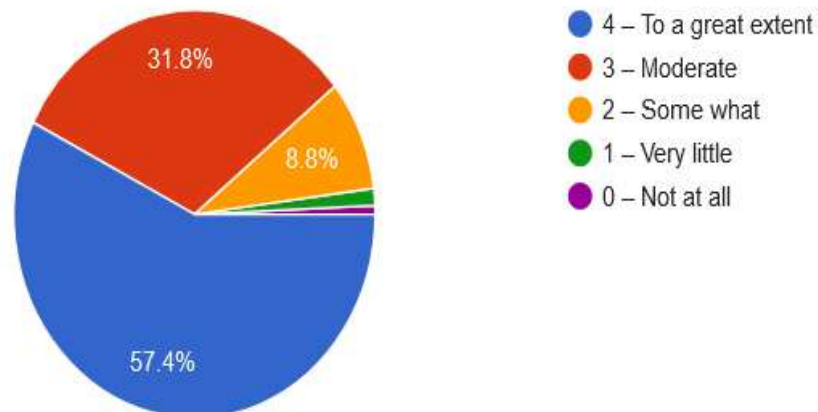
148 responses



18. Efforts are made by the institute/ teachers to inculcate soft skills, life skills and employability skills to make you ready for the world of work.



148 responses



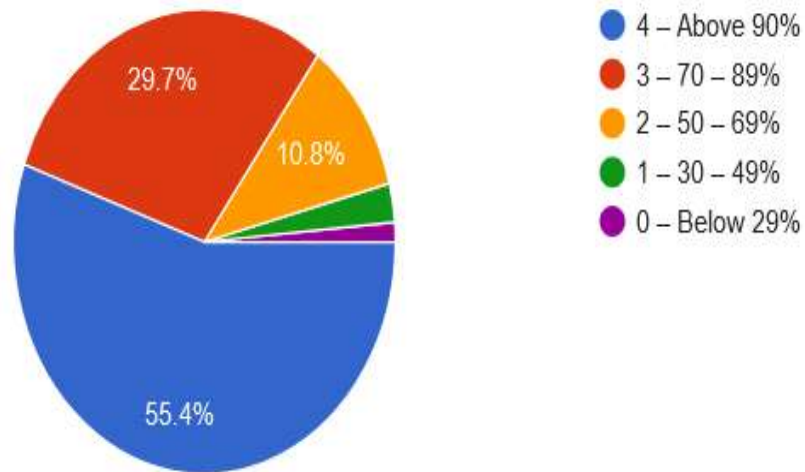
*Prasale*  
In-Charge Director  
Shri Shivaji Maratha Society's  
Institute of Management & Research  
Pune-411 009.



19. What percentage of teachers use ICT tools such as LCD projector, Multimedia, etc. while teaching.

 Copy

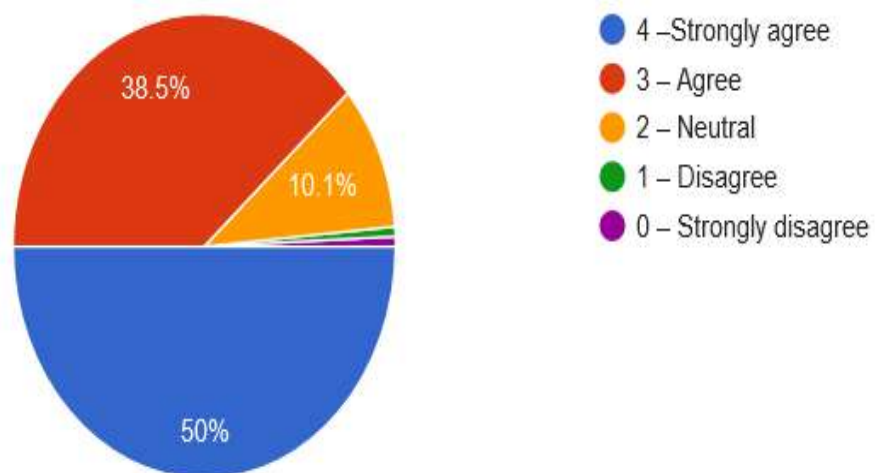
148 responses



20. The overall quality of teaching-learning process in your institute is very good.

 Copy

148 responses



21. Give three observation / suggestions to improve the overall teaching – learning experience in your institution.

148 responses

No
NA
very good institute
.
No suggestions
-
-
Excellent
All good



**Dr.Prajakta Warale**

**Director I/C**

# National Assessment & Accreditation Council (NAAC) Student Satisfaction Survey 2023-24 (Shri Shivaji Maratha Society's Institute of Management & Research, Pune-09)

Dear Students,

Following are questions for online student satisfaction survey regarding teaching learning process at SSMS's IMR, Aranyeshwar, Parvati, Pune-09

\* Indicates required question

---

1. Email \*

---

2. 1.How much of the syllabus was covered in the class? \*

*Mark only one oval.*

- 4 – 85 to 100%
- 3 – 70 to 84%
- 2 – 55 to 69%
- 1– 30 to 54%
- 0 –Below 30%

3. 2. How well did the teachers prepare for the classes? \*

*Mark only one oval.*

- 4 – Thoroughly
- 3 – Satisfactorily
- 2 – Poorly
- 1 – Indifferently
- 0 – Won't teach at all

4. 3. How well were the teachers able to communicate? \*

*Mark only one oval.*

- 4 – Always effective
- 3 – Sometimes effective
- 2 – Just satisfactorily
- 1 – Generally ineffective
- 0 – Very poor communication

5. 4. The teacher's approach to teaching can best be described as \*

*Mark only one oval.*

- 4 – Excellent
- 3 – Very good
- 2 – Good
- 1 – Fair
- 0 – Poor

6. 5.Fairness of the internal evaluation process by the teachers. \*

*Mark only one oval.*

- 4 – Always fair
- 3 – Usually fair
- 2 – Sometimes unfair
- 1 – Usually unfair
- 0– Unfair

7. 6.Was your performance in assignments discussed with you? \*

*Mark only one oval.*

- 4 – Every time
- 3 – Usually
- 2 – Occasionally/Sometimes
- 1 – Rarely
- 0– Never

8. 7.The institute takes active interest in promoting internship, student exchange, field visit opportunities for students \*

*Mark only one oval.*

- 4 – Regularly
- 3 – Often
- 2 – Sometimes
- 1 – Rarely
- 0– Never

9. 8.The teaching and mentoring process in your institution facilitates you in cognitive, social and emotional growth. \*

*Mark only one oval.*

- 4 – Significantly
- 3 – Very well
- 2 – Moderately
- 1 – Marginally
- 0– Not at all

10. 9.The institution provides multiple opportunities to learn and grow. \*

*Mark only one oval.*

- 4 – Strongly agree
- 3 – Agree
- 2 – Neutral
- 1 – Disagree
- 0– Strongly disagree

11. 10.Teachers inform you about your expected competencies, course outcomes and programme outcomes. \*

*Mark only one oval.*

- 4 – Every time
- 3 – Usually
- 2– Occasionally/Sometimes
- 1 – Rarely
- 0– Never

12. 11. Your mentor does a necessary follow-up with an assigned task to you \*

*Mark only one oval.*

- 4 – Every time
- 3 – Usually
- 2 – Occasionally/Sometimes
- 1 – Rarely
- 0 – I don't have a mentor

13. 12. The teachers illustrate the concepts through examples and applications. \*

*Mark only one oval.*

- 4 – Every time
- 3 – Usually
- 2 – Occasionally/Sometimes
- 1 – Rarely
- 0 – Never

14. 13. The teachers identify your strengths and encourage you with providing right level of challenges \*

*Mark only one oval.*

- 4 – Fully
- 3 – Reasonably
- 2 – Partially
- 1 – Slightly
- 0 – Unable to



15. 14. Teachers are able to identify your weaknesses and help you to overcome them. \*

*Mark only one oval.*

- 4 – Every time
- 3 – Usually
- 2 – Occasionally/Sometimes
- 1 – Rarely
- 0 – Never

16. 15. The institution makes effort to engage students in the monitoring, review and continuous quality improvement of the teaching learning process. \*

*Mark only one oval.*

- 4 – Strongly agree
- 3 – Agree
- 2 – Neutral
- 1 – Disagree
- 0 – Strongly disagree

17. 16. The institute/ teachers use student centric methods, such as experiential learning, participative learning and problem solving methodologies for enhancing learning experiences. \*

*Mark only one oval.*

- 4 – To a great extent
- 3 – Moderate
- 2 – Some what
- 1 – Very little
- 0 – Not at all

18. 17. Teachers encourage you to participate in extracurricular activities. \*

*Mark only one oval.*

- 4 – Strongly agree
- 3 – Agree
- 2 – Neutral
- 1 – Disagree
- 0 – Strongly disagree

19. 18. Efforts are made by the institute/ teachers to inculcate soft skills, life skills and employability skills to make you ready for the world of work. \*

*Mark only one oval.*

- 4 – To a great extent
- 3 – Moderate
- 2 – Some what
- 1 – Very little
- 0 – Not at all

20. 19. What percentage of teachers use ICT tools such as LCD projector, Multimedia, etc. while teaching. \*

*Mark only one oval.*

- 4 – Above 90%
- 3 – 70 – 89%
- 2 – 50 – 69%
- 1 – 30 – 49%
- 0 – Below 29%

21. 20. The overall quality of teaching-learning process in your institute is very good. \*

*Mark only one oval.*

- 4 – Strongly agree
- 3 – Agree
- 2 – Neutral
- 1 – Disagree
- 0 – Strongly disagree

22. 21. Give three observation / suggestions to improve the overall teaching – learning experience in your institution. \*

---

---

This content is neither created nor endorsed by Google.

Google Forms

